

Fall, 2022

I am excited to share with you this annual update of accomplishments by our residents and department, including research, awards, and fellowships. Please indulge my obvious pride in our residents—keep reading and you’ll see why we can all be so proud of them! This email is long because our outstanding team of radiologists has continued to be very busy doing a whole lot of amazing work despite this challenging pandemic! I’ll also provide this letter as an attachment, in case that is easier for you to view (for example, see photos).

We have social media pages run by the residents, please check out and “like” the media of your choice to see nice photos and ongoing news and announcements posted by the residents:

@EVMSrad or <https://twitter.com/EVMSrad>  
<https://www.instagram.com/evmsradiology/>

Our awesome women radiologists are busy with activities, including attending radiologists, residents and sometimes medical students, the #Ladiologists! You can see great photos at: <https://www.facebook.com/EVMS-Ladiologists-104884925380893/>

The social media pages above supplement our official EVMS Radiology website: <http://www.evms.edu/radiology/>


**Also, FYI! Our annual Residency Education Fund fundraising letter is coming out, too. We now have a link on the EVMS Foundation website dedicated to Radiology. For your convenience, if you prefer to donate online using a credit card rather than mailing a check, the url is: [www.evms.edu/giveradiology](http://www.evms.edu/giveradiology)**

## **RESEARCH AND OTHER SCHOLARLY ACTIVITY (annual update):**


(names of EVMS radiology residency **residents/alumni** are in **bold**, our *medical students* are in *italics*, and radiology teaching faculty members are underlined)

### **Publications, Abstracts, Posters, Oral Presentations, Educational Exhibits**


- *Karande M*, **Kang M**, Lazarow F. Bronchoesophageal Fistula Diagnosed on Modified Barium Swallow, a Unique Presentation. *Radiology Case Reports*. 2022 Oct11;17(12):4855-4858.
- Mercer M, **Revels J**, Banks K, Blacklock L, Wilson S, Johnson L, Lewis D, Elojeimy S. Practical Overview of I-123 Ioflupane (DaTscan) Imaging for Parkinsonian Syndromes. *Radiological Society of North America, 2022 Annual Meeting*.
- Terp K, Roberts B, Alonso D, Pevsner-Crum R, Combleholme T, Karakas P, Alkhoury F. Prenatal Recognition of Hepatopulmonary Fusion in Right-Sided Congenital Diaphragmatic Hernia for Successful Operative Planning. *Fetal Diagnosis and Therapy*. Accepted 10-22-22 in Print.
- Lazarow F, **Deal AK**, Shaves SC, Knapp B, Byers D, Goodmurphy CW, Trace AP, Nunez D, Elzie CA. Evaluation of a Point-of-care ultrasound curriculum and ocular phantom in residency training. *J Ultrasound*. 2022 Jun;25(2):259-263



- Pevsner R, Cervantes L, Berger A. Pediatric Hand Ultrasound: Common Indications, Injury, Inflammations and Masses. Pediatric Radiology. 2022 Apr <https://dio.org/10.1007/s00247-022-05286->
- Pevsner Crum R. W2-CPD13: RSNA Simulation Lab (Hands-On): Pediatric MSK US Course. RSNA 2022, Chicago, IL
- Pevsner Crum R. Radiology Board Review. Presented at NCH 25<sup>th</sup> Annual Pediatric General Review. F. Lauderdale, FL, May 2022.
- Pevsner Crum R. Presented at Florida Osteopathic Medical Association 2022 Annual Convention. Pediatric Radiology. OnDemand Presentation. Feb 2022.
- Pevsner Crum R. Presented to the Human Growth Foundation and Nicklause Children’s Hospital for Human Growth Foundation Education Day. Online Presentation. Bone Age & Thyroid Imaging. Oct 2021.
- Pevsner Crum R. Presented at SPR 2021 Pediatric Ultrasound Course. Online Presentation. Ultrasound of the Hand. May 2021.
- Pevsner Crum R. Presented at Florida Osteopathic Medical Association 2021 Annual Convention. Online Presentation. Pediatric Hand Trauma. Feb 2021.
- **Steffey D**, Chishti E, Acevedo M, Acosta L, Lee J. Single Center Retrospective Review of Post-Laparotomy CT Abdomen and Pelvis Findings and Trends. *Frontiers in Radiology*, manuscript. Published March 2022. <https://www.frontiersin.org/articles/10.3389/fradi.2022.850911.full>
- Maslyanko M, **Schlarb A**, Romain M, **O’Neal D**, Powell C, Lustig A. Biliary Obstruction: An Overview. *Digestive Disease Interventions*. Published 2022.
- **Kang M**, *Karande M*, **Daniel O’Neal D**, Andrews H. Chylothorax and Thoracic Duct Embolization. Accepted, American Roentgen Ray Society Annual Meeting, Honolulu, HI, April, 2023
- Galvan D, Moran S, Wang S, Fadhil S, Shaves S, Lima D, **Revels J**. Cardiac Findings Detectable on Nongated CT: What the Emergency Radiologist Needs to Know. Accepted Educational Exhibit, American Society of Emergency Radiology 2023.
- Johnson L. Case Review of Nuclear Medicine, invited lecture, Virginia Radiology Society Residents and Fellows Section, May 14, 2022.
- Shaves S. Urology Grand Rounds, invited lecture, Classic Boards Cases, EVMS Dept. of Urology, June 2, 2022.
- Shaves S. EVMS Dept. of Anatomy three invited lectures, M1 class curriculum: “Upper GI Tract,” “Lower GI Tract,” and “Hepatobiliary Imaging.” April 8-29, 2022.
- *Jason Agola*, **Garrison Glavich, MD**, Mitchell Wangsgard, MD. Imaging Considerations for Acute Stroke with Clinical Case Presentation. EVMS Research Day, 2022
- *Mark Clark*, **Dylan Steffey, MD**, Christopher O’Neill, MD. A Case Report of Thoracic Mycotic Aortic Aneurysm and Adjacent Osteomyelitis. EVMS Research Day, 2022
- **Laura Columbus, MD**, **Daniel O’Neal, MD**, Michele Retrouvey, MD. Implementation of Standardized Radiology Education in Pediatric Residency Curriculum. EVMS Research Day, 2022



- *Aidan Findley, Laura Columbus, MD, Frances Lazarow, MD.* The Role of Computerized Tomography in Early Diagnosis and Treatment of Acute Hemorrhagic Pancreatitis. EVMS Research Day, 2022
- *Kari Flicker, Lauren Jutras, MD, Hampton Andrews, MD.* Venous Bullet Embolism Following Thoracic Gunshot Wound. EVMS Research Day, 2022
- *Neha Gupta, Kevin Nguyen, MD, Yoonah Kim, MD.* May-Thurner Syndrome Diagnosed in a Young Male: Case Report. EVMS Research Day, 2022
- *Esai Hernandez, Garrett Hamblin, MD, Frances Lazarow, MD.* A Rare Case of Loeys-Dietz: A Radiologist's Perspective. EVMS Research Day, 2022
- *Mihir Karande, Matthew Kang, MD, Daniel O'Neal, MD, Hampton Andrews, MD.* Thoracic Duct Embolization and Chylothorax. EVMS Research Day, 2022
- *Mihir Karande, Matthew Kang, MD, Frances Lazarow, MD.* Bronchoesophageal Fistula Diagnosed on Modified Barium Swallow, A Unique Presentation. EVMS Research Day, 2022
- *Sai Kottapalli, T. Michael Pender, MD, Veer Gariwala, MD, Sarah Shaves, MD.* The Risks and Management of a Pleural Foreign Body, A Case Report. EVMS Research Day, 2022
- *Christian Law, Zaydi Javeed, MD, Chris O'Neill, MD.* Incidental Finding of a Retroperitoneal Liposarcoma. EVMS Research Day, 2022
- *Christian Law, Daniel O'Neal, MD, Matthew Kang, MD, R. Hampton Andrews, MD, Christopher Dobzyniak, MD.* Cementing the Fracture: Comparing Approaches to Percutaneous Vertebral Augmentation. EVMS Research Day, 2022
- *Robert McCauley, Tyler Klause, MD, Abigail Winz, MD, Christopher O'Neill, MD.* The Application of Contrast-Enhanced Ultrasound-Guided Core Needle Biopsy in Diagnosis of Indeterminate Hepatic and Renal Lesions: A Series of Three Cases. EVMS Research Day, 2022
- **Fiora McRae, MD, Richard Lussier, DO, Sarah Shaves, MD, FACR, Lester Johnson, MD, PhD, FACR.** Teaching Patient Preparation Prior to Radioiodine Therapy. EVMS Research Day, 2022
- *Meghann Muldowney, Lauren Jutras, MD, Dina Elgohary, MD.* Developing a Differential Diagnosis of Cyst Lesions in the Abdomen. EVMS Research Day, 2022
- *Philip Olivares, Emily Glavich, MD, Frances Lazarow, MD.* Imaging Findings in Gestational Trophoblastic Disease: A Case of Metastatic Choriocarcinoma. EVMS Research Day, 2022
- *Chirag Patel, Michael Pender, MD, Jennifer Rush, DO.* Myxopapillary Ependymoma in the Left Gluteal Subcutaneous Tissue: A Case Report with Review of Literature. EVMS Research Day, 2022
- *Robert Seby, Blair Dodson, MD, Jennifer Rush, DO.* Retrograde Pyloric and Proximal Duodenal Intussusception Secondary to Gastrostomy Tube Complication. EVMS Research Day, 2022
- *Chris Sommer, Taylor Pate, MD, Mitchell Wangsgard, MD.* Venous Malformation of the Tongue in a 26-Year-Old Woman. EVMS Research Day, 2022
- *John Syzmanski, Lauren Jutras, MD, Yoonah Kim, MD.* Corpora Amylacea Presenting as Bilateral Thalamic Masses in a 62-Year-Old Male: Case Report. EVMS Research Day, 2022



- *Adam Trusty, Tyler Klause, MD, Abigail Winz, MD, Christopher O’Neill, MD.* Imaging Spectrum of Ectopic Pregnancy. EVMS Research Day, 2022
- *Chuka Ukekwe, Tyler Klause, MD, Mitchell Wangsgard, MD.* Pseudopathological of Brain Parenchymal. EVMS Research Day, 2022
- *Todd Yeates, T. Michael Pender, MD, Garrison Glavich, MD, John Plemmons, MD.* Thoracic Aortic Injury Following Blunt Trauma: An Educational Case Report. EVMS Research Day, 2022

**Awards:**

- **Taylor Pate**, ARRS/RSNA Introduction to Academic Radiology Program (ITAR, one of ~80 residents in the nation selected), RSNA, Chicago, IL, 2021.
- **Alex Schlarb**, ARRS/RSNA Introduction to Academic Radiology Program (ITAR, one of ~80 residents in the nation selected), ARRS, Honolulu, HI, 2023.
- **Garrison Glavich**, AUR Radiology Resident Academic Leadership Program (ARRALD, one of ~35 residents in the nation selected), AUR 2021
- **Abigail Winz**, Golden Peer (Teacher of the Year) Award, 2021-2022
- **Daniel O’Neal**, RSNA Roentgen Resident/Fellow Research Award, 2022
- Mamiko Aria, RT, ARRT, Hospital Partner of the Year Award, 2022

For some years now RADPAC has had competitive fundraising campaigns, and our faculty radiologists and the EVMS radiology residents have had great success and made tremendous contributions. Again this year, for many successive years now, EVMS Radiology residents won the VA Chapter ACR Resident/Fellow Section fundraising campaign. Go EVMS Radiology Residents! The next generation of Radiology leaders in the making!

**EVMS Radiology Annual “Unknown Case of the Week” Awards for 2021-22:**

Resident: **Richard Bonney, DO**  
 Faculty: Frances Lazarow, MD

**EVMS Radiology Residency Golden Apple Teacher of the Year Award:**

Michele Retrouvey, MD

**UPDATE ON ENDOWED LECTURES, FUNDRAISING, AND RESIDENT EDUCATION SUPPORT:**

**-Ninth Annual Tapan K. Chaudhuri, MD Endowed Lecture in Nuclear Medicine:**

Ninth is pending. Due to COVID-19 pandemic restrictions, Lester Johnson, MD, PhD, FACR, Professor and Chair of Radiology at EVMS, volunteered at the request of the residents to provide a local visiting professor day of didactics for the EVMS Radiology residents and was honored to be the Eighth Chaudhuri Lecturer. The traditional accompanying evening continuing education dinner lecture sponsored by Radiology Services of Hampton Roads (RSHR) for our NM community, especially for our technologists, was not held due to the pandemic.



**-Ninth Annual Reverend Anne C. Brower, M.D. Lectureships in Musculoskeletal Radiology:**

In 2014 we were grieved by the death of the Reverend Anne C. Brower, MD, our esteemed and renowned former EVMS Chair of Radiology and Residency Program Director. A memorial was published in the RSNA News Oct-Nov 2014 (Vol 24 issues 10 & 11).



In honor of Dr. Brower, our Dept. of Radiology raised money to create a permanent endowed lectureship (supporting a Visiting Professor Day for the residents) at EVMS in musculoskeletal radiology. The process of creating the endowment began before Anne's death and pleased her greatly, she expressed much gratitude.

Thanks to support from numerous residency Alumni and current/former Faculty members who remember Dr. Brower, plus admirers from other institutions, our fundraising campaign succeeded in our goal of raising >\$100,000 for this wonderful endowment. Thank you!

The Ninth Annual Brower Lecture was given in the spring of 2022 by Dr. Donald Flemming, Professor and Radiology Residency Program Director at the Penn State Hershey College of Medicine, also Trustee for Musculoskeletal Radiology of the American Board of Radiology, and also esteemed co-author with Dr. Anne Brower of their famous textbook, "Arthritis in Black and White." Dr. Flemming's Visiting Professor Day was attended by residents both from EVMS and NMCP. Dr. Flemming was an encore invited guest this year, as he was also the inaugural Brower Lecturer back in 2014--at the specific request of his mentor, colleague, and friend, the Reverend Anne Brower, M.D.

#### **-Residency Education Fund:**

In 2013 we launched the first annual fundraising campaign asking residency Alumni for support of training for the current residents, which continues as an annual appeal. The Fund is to help with the kinds of expenses not covered by the GME budget, such as the cost of sending residents to attend national meetings to present research.

In the past eight years, four current and former Faculty leaders of the program have offered combined matching funds of at least \$4,000 each year if Alumni donated (\$6,000 last year). I am delighted to report that Alumni (and others) have been donating! In the past nine years we raised a total of \$131,445.00, which includes a new annual record in 2021-22 of \$24,250! Thank you so much! Please consider giving generously to the annual residency education fund—it has a huge positive impact on our residents!

Our residents are aware of this awesome support and are very appreciative, as you can imagine. The Alumni support has been fantastic for the residents, enhancing their research efforts and education (details of how the money helps are in this year's fundraising letter).

#### **-BIG ANNOUNCEMENT!!! New, hot off the presses!**

### **Radiology is kicking off a fundraising campaign--to endow a Professorship in Radiology at EVMS!!!**

Other departments at EVMS have endowed professorships, including three other private practice departments--the Departments of Pediatrics, Urology, and Emergency Medicine.

So, Radiology is now seeking to endow our own professorship!

The proceeds of the endowment will go to support the same kinds of expenses as the Radiology Residency Education Fund, but in the form of a permanent endowment in support of our residents' education.

Great news! We have already received a very significant show of support to kick off this campaign!

### **Please see the separate fundraising letter for details!**

Donations are tax deductible. See the separate dropdown online to donate to the Radiology professor endowment (in addition to the dropdown for the residency education fund): [www.evms.edu/giveradiology](http://www.evms.edu/giveradiology)

## **NATIONAL AND STATE LEADERSHIP ROLES AND AWARDS:**

### **Residents**

Garrison Glavich, MD

- Past President, VRS (formerly called VACR) RFS
- Executive Board-Treasurer, A3CR2

Dylan Steffey, MD

- Resident Representative, VRS

Laura Columbus, MD

- Resident Representative, VRS

Alex Schlarb, MD

- Resident Representative, RSNA



### **Teaching Faculty**

Dr. Peter Van Geertruyden, FACR: Past President, District of Columbia Metropolitan Radiological Society, 2020-21; Alternate Councilor, Virginia Radiological Society (VRS, formerly called VACR); Co-Chair, Military Radiology Committee, ACR; Faculty, ACR Radiology Leadership Institute.

Dr. Rachel Pevsner Crum: Committee Member, Society of Pediatric Radiology, 2022; Legislative Committee Member & Key Contact Physician, Florida Osteopathic Medical Association, 2022

Dr. Nina Fabiszewski: Fellow of the American College of Radiology (FACR, 2021)

Dr. Adam Specht, FACR: Alternate Councilor, Virginia Radiological Society (VRS, formerly called VC-ACR)

Dr. Lester Johnson, FACR: Volunteer, American Board of Radiology (ABR); Member, Society of Chairs of Academic Radiology Departments (SCARD)

Dr. Neil Vachhani: Committee Member, Society of Chairs of Radiology Children's Hospitals (SCORCH)

Dr. Jose Morey: ACR Informatics Advisory Council; Virginia Radiological Society (VRS) Treasurer and Councilor; JACR YPS Advisory Board; Vice President, MSV Foundation; ACR Data Science Institute; NASA iTech Advisory Board; Reviewer for Radiographics, JDI, and IEEE; Board of Directors, WHRO; Board of Directors, Virginia Health Information (VHI); Board of Directors, Fundación Cortés

Dr. Harlan Vingan: Manuscript Reviewer, Journal of Vascular and Interventional Radiology; Practice Improvement and Change Committee, Society of Interventional Radiology (SIR); Renal Insufficiency/GU Council, SIR; Expert Work Group on Interventional Radiology Measure Development, SIR; SIR 2023 Meeting Trainees First abstract review process (with ESIR residents Taylor Pate and Matt Kang).

## **OTHER LEADERSHIP AND SERVICE:**

Our Radiology Teaching Faculty continue to serve in many varied leadership capacities which are far too numerous to list in this letter. Radiologists fulfill a huge array of responsibilities, in addition to providing expertise in quality radiologic exams and procedures, including providing all the leadership and management roles in our practice, hospital departments, and subspecialty modalities; serving on dozens of multi-disciplinary committees and conferences across our various hospitals; and serving in leadership roles plus our daily teaching roles related to our trainees including residents, medical students, and fellows. In addition, some substantial leadership roles of which I am aware, at the institutional level extending beyond radiology, include (these include only the residency-related hospitals; and apologies in advance for any missing):

John Agola: Sentara Healthcare Board of Directors; Sentara Healthcare Finance Committee; Medical Director-SNGH Stroke Service; Sentara Stroke Process Improvement Committee; Sentara Neurosciences HPT/Steering Committees

Adam Specht, FACR: Southside RSO, Board of Managers, Sentara Quality Care Network (SQCN/CIN); Sentara Clinical Operations & Effectiveness Committee

Robert Post: SLH Best Practice Committee; SLH ED Operations Committee

Lester Johnson, FACR: Chair, Radiation Safety Committee, Sentara Southside Hospitals; Radiologist Member, Sentara Oncology HPT/Cancer Network Committee

John Plemmons: Director of Breast Imaging Services, Sentara Southside Hospitals; SHN Medical Executive Committee; Sentara Breast Program Leadership (BPL) Committee; SNGH Research Advisory Council

Susan McKenzie: Bon Secours Maryview Medical Executive Committee; Radiology/Imaging Medical Director of BS Mercy Health HarborView & DePaul Women's Imaging Center.

Chris O'Neill: SNGH Peer Review Committee

Jason Rothschild: SNGH Best Practice Committee

Kathy Byun: Alternate Radiologist Member, Sentara Oncology HPT/Cancer Network Committee

Zeal Patel: Cancer Committee, SNGH; MD Admissions Committee, EVMS

Krishna Chaudhuri: Trauma System Committee, SNGH

Dmitri Samoilov: Bon Secours Maryview Physician Medical Excellence Committee



## **ROLES FOR MEDICAL STUDENTS AND FELLOWS:**

EVMS Medical School MS4 Radiology elective in Ultrasound, Clerkship Director Dr. Sarah Shaves, FACR. Dr. Shaves also continues to serve as Vice Chair of the Dept. Radiology at EVMS and Associate Program Director of the Residency.

EVMS Medical School MS4 & MS3 Career Exploration Student Radiology elective, Clerkship Director Dr. Kathy Byun.

EVMS Medical School MS4 Radiology elective in Interventional Radiology, Clerkship Director Dr. Harlan Vingan. Dr. Vingan also serves as the IR curriculum Director for the residency "Early Specialization in Interventional Radiology" Program (ESIR).

EVMS Medical School MS1 Laboratory/Curriculum in Ultrasound, Radiology Director Dr. Sarah Shaves, FACR.

EVMS Breast Imaging and Intervention Fellowship, Fellowship Director Dr. John Plemmons.

EVMS Body Radiology Fellowship, Fellowship Director Dr. Chris O'Neill.

EVMS Radiology Chief Wellness Officer Dr. Shannon Wilson.

## **EVMS RADIOLOGY RESIDENCY INTERNATIONAL OUTREACH:**

Our residency has formed our own RAD-AID International Chapter here at EVMS! Our teaching faculty member Dr. Dawn Hrelac volunteered to be our Chapter Chief, and our residents **Dr. Laura Columbus** and **Dr. Abigail Winz** volunteered to be the Chapter Vice Chief and Secretary, respectively. We have partnered with and sponsored a radiology residency in Tanzania! The radiology residency is at Kilimanjaro Christian Medical Centre, KCMC. Thus far, we have been sharing with them items online such as teaching conferences and materials such as unknown cases of the week. We hope for future collaborations to include international travel between the programs. A distinguished Alum of our residency, **Dr. Arlene Richardson** (Chief Resident, Residency Class of 2012), now the Chief of her hospital's Dept. of Radiology in an underserved area of Chicago, serves as the Medical Director of the program in Tanzania and serves as our Alumni liaison. If you would be interested in traveling to Tanzania as part of this program, please let me know. More to follow!

## **FYI--TEACHING FACULTY WEBSITE:**

The website of Medical Center Radiologists has been redone and improved, if you're curious you can check it out at: <https://www.mcrads.com/>

Many thanks again to Drs. Peter Van Geertruyden and Adam Lustig for all their work in leading this effort!

## **FELLOWSHIPS:**

Our residents continue to be extremely successful in obtaining outstanding fellowships in the subspecialty fields of their choice for 2022-23:

Veer Gariwala: Body Imaging, Duke University  
Emily Glavich: Breast Imaging, Eastern Virginia Medical School  
Garrison Glavich: Body Imaging, Eastern Virginia Medical School  
H. Tyler Klause: Body Imaging, Vanderbilt University



The 4 members of the Class of 2022 are currently in fellowship, work, or final IR year after ESIR for 2022-23:

Richard Bonney: Practice, Tampa, Florida  
Rick Lussier: Body Imaging, University of Virginia  
Daniel O'Neal: Interventional Radiology, University of Pittsburgh  
Will Vosburgh: Body Imaging, Duke University

The 4 members of the Class of 2021 completed fellowships (or final IR year after ESIR) for 2021-22:

Abhimanyu (Abhi) Aggarwal: Body Imaging, Harvard Brigham & Women's Hospital  
Hayden Salts: Body Imaging, Stanford, CA  
James Vogler: Interventional Radiology, University of South Florida  
Mark Winter: Musculoskeletal Radiology, University of Utah

The 4 members of the Class of 2020 completed fellowships (or final IR year after ESIR) in 2021:

R. Hampton Andrews: Interventional Radiology, UNC Chapel Hill  
Jonathan (Yoni) Bulzan: Musculoskeletal Radiology, Emory  
Courtney Dey: Musculoskeletal Radiology, Duke  
Martin Krupa: Neuroradiology, Harvard Mass General Hospital (2-year program, ends 2022)

Fellowships otherwise completed by our other residency graduates since 2000 have included:

Duke (8 residents); EVMS/SLH (5 residents); Univ. of Virginia, UVA (4 residents); Emory Univ. (4 residents); Mayo Clinic (2 residents); Wake Forest (2 residents); Univ. of California at San Diego, UCSD (2 residents); Univ. of Florida MSK (2 residents); Univ. of Utah Neuro (2 residents); Harvard Mass. General Hospital (2 residents); Univ. of Arizona (2 residents); Univ. of Washington, Seattle, WA (2 residents); Univ. of Miami, FL; Univ. of Florida Neuro; Thomas Jefferson, Philadelphia; Rush Medical Center, Chicago; Univ. of Chicago; University of California at San Francisco, UCSF; Dotter Institute of IR, Oregon HS Univ.; Univ. of Illinois; Univ. of Texas MD Anderson; Cincinnati Children's Hospital; CHOP; Mallinckrodt Institute of Radiology, Washington Univ., St. Louis; Cleveland Clinic; Columbia Univ.; Univ. of Pittsburgh; Cedars Sinai, Los Angeles; UNC Chapel Hill; Harvard Boston Children's Hospital; Indiana U; USC, Los Angeles, CA; and Georgetown.

## **CONCLUSION:**

As you can see, despite the many challenges and restrictions imposed on all by the COVID-19 pandemic (thankfully waning), our Radiology teaching faculty and residents alike have continued to work hard and successfully achieve our priorities of providing excellent patient care, learning, teaching, leadership and scholarly activity. I am so proud of how our team adapted and showed resilience while persevering through all the challenges in the pandemic and continued to work effectively through it all, maintaining our ongoing commitment to service, collegiality, morale, and mission—our radiologists rock!

All of the research, leadership roles, and awards noted above help spread the respect, reputation, and name recognition of EVMC and our affiliated hospitals/practice beyond Coastal Virginia to the rest of the state, region, and nation, a major priority of our Medical Center.

Everything above is in addition to, above and beyond, and complementary to the top notch, excellent quality patient care and clinical service provided by our attending radiologists and residents every day and night of the year, 24/7/365. And also in addition to the tremendous ongoing leadership and management provided by radiologists (not included above) for our practice Medical Center Radiologists, our hospital radiology departments, and various subspecialty modalities, as well as our radiologists' participation in dozens of interdisciplinary conferences and committees such as the various tumor boards and clinical specialty conferences.

The EVMS Radiology Department and our Residency owe continued success to the hard work and support of many people and multiple institutions, especially: MCR, Sentara, EVMS, Bon Secours Mercy, CHKD, our Residents, and our Alumni. Thank you!

Congratulations to the Radiology Residents and Teaching Faculty for another very successful year! Here's to an even better year to come!

Best wishes to each of you,

*LSJ*

Lester S. Johnson, MD, PhD, FACR  
Professor, Residency Program Director, and Chair  
Department of Radiology  
Eastern Virginia Medical School  
(757)-388-1141 - office  
(757)-388-1145 - fax  
johnsols@evms.edu – email

